

DEAR Valued Customer:

In the last few months some tenant/tenants have not been following the basic trash rules of separating recyclable garbage.

This has caused the garbage collector to separate the trash.

Please follow the rules, and put your recyclable garbage on **Thursday morning by 7:30.**

keep your neighborhood clean by securing your trash and recycling properly.

**Thank you for your
cooperation!!**

Tokuzato Housing Office




477 Kadena, Kadena cho

TEL: 098-956-2667

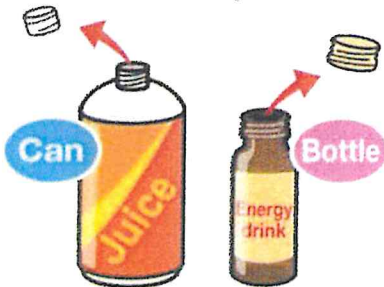
FAX: 098-956-2939

Recyclable Garbage



Cans & Bottles

① Remove caps.



② Lightly rinse out bottles.



③ Put them in different transparent bags.



Plastic (PET) bottles

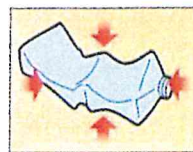


① Make sure to remove caps and labels.

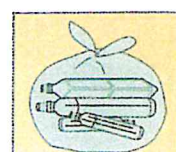
*Caps and labels must be disposed as burnable garbage.



② Rinse out bottles.



③ Crush as much as you can.



④ Put them in a transparent bag.



★Material indication mark

This mark is found on the label and bottom of a recyclable PET bottle.



Material indication mark

This mark is found on the bottom or label of recyclable PET bottles.

★Material indication mark

This mark is found on the label and bottom of a recyclable PET bottle.



←Sample

Recyclable garbage Plastic(PET)bottles

Soft drinks • Soy sauce • Alcoholic beverages



Always place in transparent bags so contents can be seen

* Please put cans, bottles, and plastic(PET)bottles in separate bags.

Do not mix contents.

* Remove caps from cans and bottles first, then put out plastic containers as burnable garbage and metal bottles as non-burnable garbage.

Some plastic containers are not recyclable !

Containers for sauce, shampoo, detergent, etc, cannot be collected as recyclable garbage. Please dispose these items as combustible garbage

*** Make sure there are no contents left by lightly rinsing with water**



Sample

Recyclable garbage Bottles

Reusable bottles (Alcoholic beverages • Soft drinks • Others)

Always place in transparent bags so contents can be seen



***Please put cans, bottles, and Plastic (PET) bottles separate in bags.**

Do not mix contents.

***Remove caps from cans and bottles first, then put out plastic container as burnable garbage and metal bottles as non-burnable garbage.**

***Make sure there are no contents left by lightly rinsing with water**