

FUNCTION selector

Use this button to select the operating mode. Every time you press it, the mode will change as the below sequence.

FAN SPEED selector

Every time you press the button, fan speed will change as the below sequence.

RESERVE button

Use this button to select "ON timer" or "OFF timer".

SET TIMER button

Press this button to enter ON or OFF timer.

CANCEL button

Press this button to cancel ON or OFF timer.

START/STOP button

Press this button to start operation. Press it again to stop operation.

TEMPERATURE button

Use these buttons to raise or lower the temperature setting.

AUTO SWING button

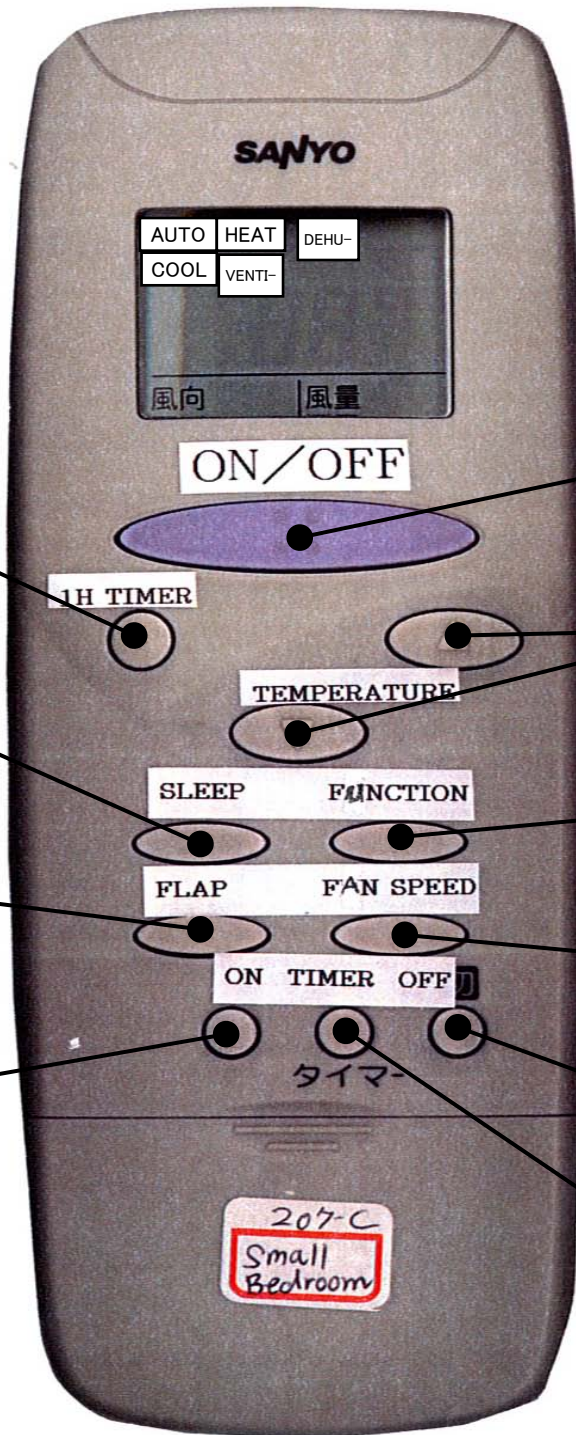
Controls the angle of the horizontal air deflectors.

SETTING TIME button

Use this button to select time for timer.

RESET button

Press this button after battery change or if operation seems unusual.



OFF TIMER button

Press this button to turn OFF 1hour later.

AUTO button

AUTO mode direct selection.

AUTO SWING button

Controls the angle of the horizontal air deflectors.

ON TIMER button

Press this button to set ON timer.
Press it again to cancel.

AUTO HEAT DEHU-
COOL VENTI-

ON/OFF

1H TIMER

TEMPERATURE

SLEEP FUNCTION

FLAP FAN SPEED

ON TIMER OFF

タイマ

207-C
Small Bedroom

START/STOP button

Press this button to start operation.
Press it again to stop operation.

TEMPERATURE button

Use these buttons to raise or lower the temperature setting.

FUNCTION selector

Use this button to select the operating mode.
Every time you press it, the mode will change as the below sequence

FAN SPEED selector

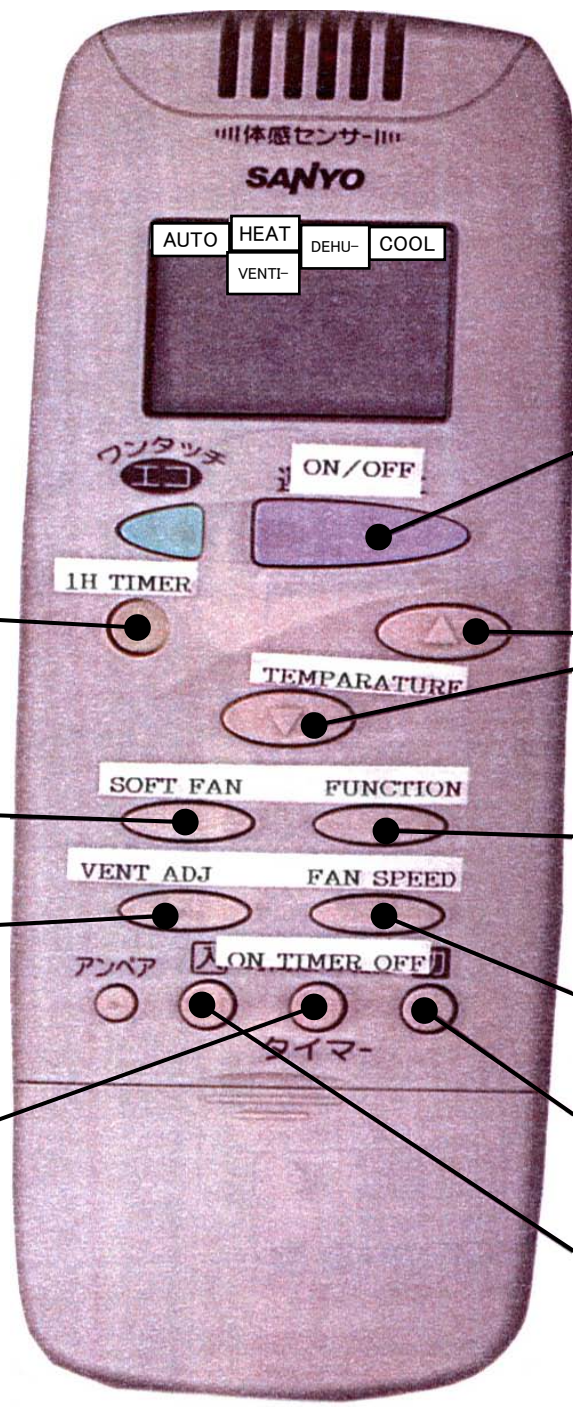
Every time you press the button, fan speed will change as the below sequence.

OFF TIMER button

Press this button to set OFF timer.
Press it again to cancel.

SETTING TIME button

Use this button to select time for timer.



START/STOP button

Press this button to start operation.
Press it again to stop operation.

TEMPERATURE button

Use these buttons to raise or lower
the temperature setting.

FUNCTION selector

Use this button to select the operating mode.
Every time you press it, the mode will change
as the below sequence.

FAN SPEED selector

Every time you press the button, fan speed
will change as the below sequence.

OFF TIMER button

Press this button to set OFF timer.
Press it again to cancel.

ON TIMER button

Press this button to set ON timer.
Press it again to cancel.

OFF TIMER button

Press this button to turn OFF 1hour later.

AUTO button

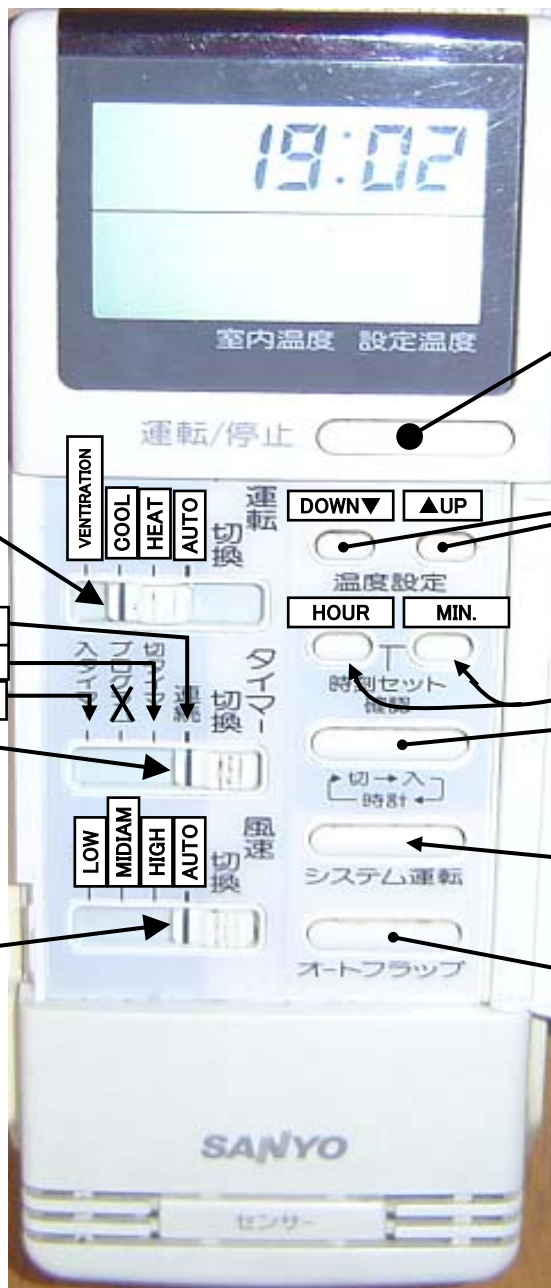
AUTO mode direct selection.

AUTO SWING button

Controls the angle of the horizontal air
deflectors.

SETTING TIME button

Use this button to select time for timer.



FUNCTION selector

Use this button to select the operating mode. Every time you slide it, the mode will change as the below sequence.

RESERVE selector

Use this button to select the timer mode. Every time you slide it, the mode will change as the below sequence.
"ON timer"-"OFF timer"-"NO timer"

FAN SPEED selector

Use this button to select the FAN SPEED.
"AUTO"-"HIGH"-"MIDIAM"-"LOW"

START/STOP button

Press this button to start operation. Press it again to stop operation.

TEMPERATURE button

Use these buttons to raise or lower the temperature setting.

SETTING TIME button

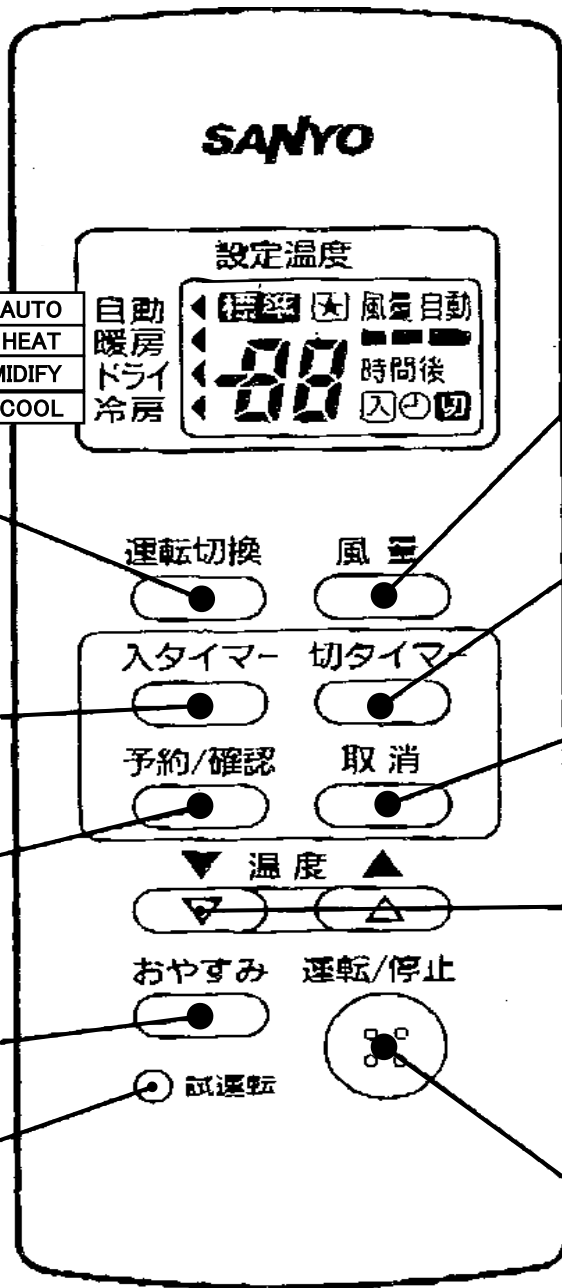
TIME selector

Press this button to change the display.

NOT NEED

AUTO SWING button

Controls the angle of the horizontal air deflectors.



FUNCTION selector

Use this button to select the operating mode. Every time you press it, the mode will change as the below sequence.

ON TIMER button

Press this button to set ON timer. Press it again to cancel.

SET TIMER button

Press this button to enter ON or OFF timer.

SLEEP button

Use this button to set the sleep timer.

TEST RUN button

Press this button to start a test run.

FAN SPEED selector

Every time you press the button, fan speed will change as the below sequence.

OFF TIMER button

Press this button to set OFF timer. Press it again to cancel.

CANCEL button

Press this button to cancel ON or OFF timer.

TEMPERATURE button

Use these buttons to raise or lower the temperature setting.

START/STOP button

Press this button to start operation. Press it again to stop operation.