

PREPARE YOURSELF FOR A TYPHOON

Please report to us by email if there are any damages after the typhoon. Please make sure the email subject includes your name and the name of your house/apartment.


If damages caused by tenant negligence, the tenant will be charged for the cost of repair. Thank you for your understanding and cooperation!

◎Be sure to close the garage door and install the garage door braces on the inside and the outside of the door to avoid typhoon damage.

Bad example



Good example




◎Maintain bushes less than 170~180cm. Clear up and secure all loose items outside of your home.

Bad example



Good example





◎Bring all items inside such as a satellite dish and trash cans anything that can cause damage during a typhoon.

Bad example



Good example



◎Place several towels or paper towels on the window tracks and door tracks to prevent water leaks. Keep the floors and interior walls dry as much as possible.

Good example



◎Keep your Air Conditioners off during a typhoon to prevent electrical damage.

Bad example



Good example



Air Conditioner outdoor unit might get broken during a typhoon when and if the fan spin in the opposite direction due to the strong wind.

◎Clear up and remove all items from balcony to prevent damages to the balcony partition.

Bad example




Good example



◎Clean around the drain pipes to prevent clogs.

Bad example



Good example

